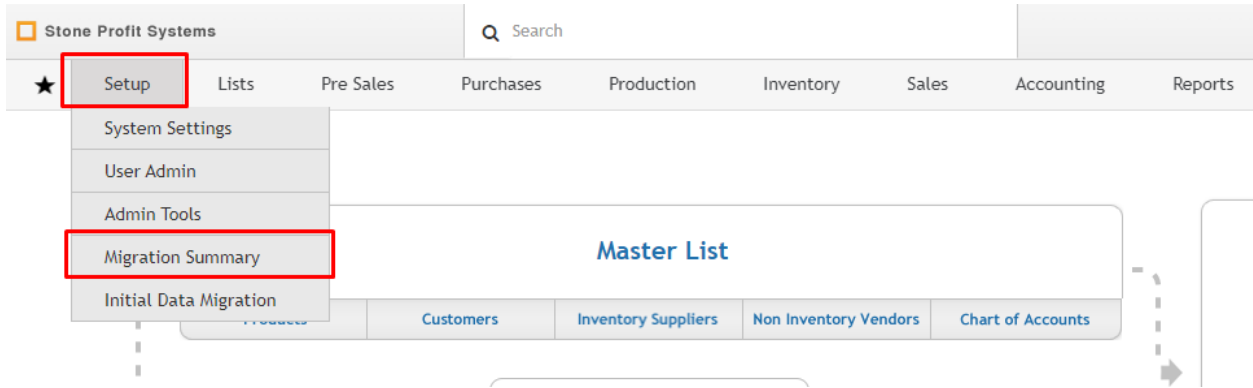


How To upload prices to items

Step-1: In SPS go to Setup >> Migration Summary.



Step-2 : Open static data.

Static Data | Dynamic Data

SPS Live On: [November 1, 2017](#)

Chart of Accounts: Default Link Accounts (43/45) ✕ Fix Currency ✕ + Accounts

Start Date	Label	Status	Location	Records	Migrated By	Notes	Uploaded File	Sheets	
Nov 23, 2022	COA	In-Progress (161 d)	Dallas	232/232	Dev				
May 10, 2022	ACCT_M4	In-Progress (358 d)	Dallas	0/0	uday				
Apr 11, 2022	test	In-Progress (387 d)		0/1	test				
Aug 28, 2018	ACCT_M2	In-Progress (1709 d)		249/251	Dalton				
Jun 14, 2018	ACCT_M1	In-Progress (1784 d)		16/19	Vinay				
Total Migrations: 5				497/503					

Step-3: Then go to the Item price list tab >> Click on Item price list button.

Item Price List: + Item Price List


Start Date	Label	Status	Location	Records	Migrated By	Notes	Uploaded File	Sheets	
May 03, 2023	Mounika testing	In-Progress (0 d)	Dallas	0/1	Reddy				
May 02, 2023	sps test	In-Progress (1 d)	Nashville	0/1	sps				
May 02, 2023	sps test	In-Progress (1 d)	Nashville	0/1	sps				
Apr 13, 2023	test item price list 1	In-Progress (20 d)	Nashville	0/4	vinay				
Apr 11, 2023	item price list 999	In-Progress (22 d)	Nashville	1/1	vinay				
Apr 11, 2023	Item Price List	In-Progress (22 d)	Dallas	0/3	Reddy				

Step-4 : Fill these fields and click on the start migration button.

Stone Profit Systems Q Search

★ Setup Lists Pre Sales Purchases Production Inventory Sales Accounting Reports

Start Migration ITEMPLIST_M20

Transaction Label: Migration Date:  Location: MigratedBy: MigratedBy Email:

Required Columns:
1. Name

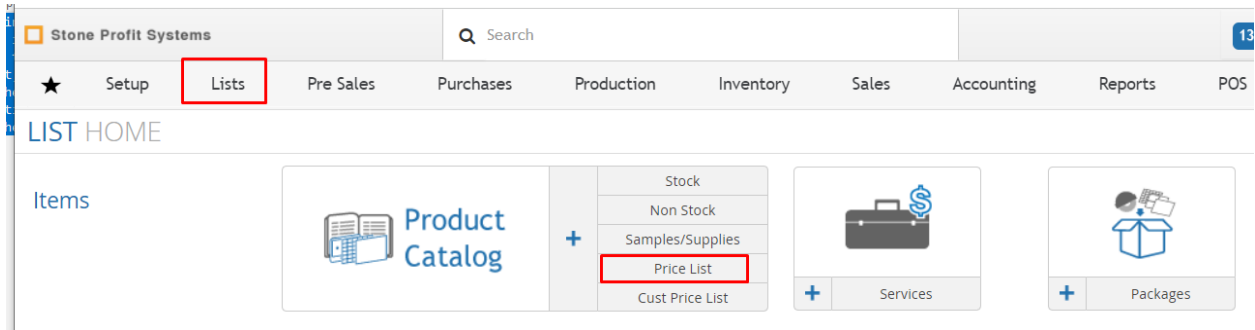
Optional Columns: Select All

- SKU
- Base HD RET
- Builder DNU Reseller
- 14% Lowes ZR Home Owner
- SD18 Blowout P14
- Direct Sales dnu P15

Google Sheet URL:

Notes:

Step-6 : After completion of migration Added prices data push to the live table, so go to the List >> Price List.



Step-7 : In the price list page Search for the added product , and then check if the added price list is updated or not.

The screenshot shows the Stone Profit Systems interface with the 'Price List' page selected. The search bar contains 'Leto Grey Pol'. The resulting table entry is as follows:

Name	SKU	Category	SubCategory	Type	Group	Pref.Supplier	Base Price	Builder	14% Diff Client	CC_Level SD18	Direct Sales	HT mair
LETO GREY POL 60X120 CM 9 MM		Quartz		SLAB	01 Level Slab/Sheet Group	Hallmark Building Supply- main	\$150.0000	\$120.0000	\$100.0000	\$200.0000		